

The Needs


TOP NEEDS:

 Housing (31)

 Health Care (25)


 Food Assistance (19)


 Utility Assistance (18)

 General Legal Aid (13)

TOP UNMET NEEDS*:

 Homeless Shelter (5)

 Rent Payment Assistance (4)

 Electric Service Assistance (3)

 Food Vouchers (3)

 Food Pantries (3)

TOP REFERRAL AGENCIES:

Common Grace Ministries

Quiet Knight

Indiana Legal Services

Brighthouse


Community Harvest Farm Wagon

Total Number of Unmet Needs*: **42**

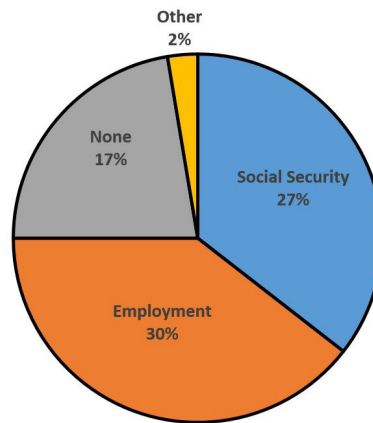
*Unmet needs are recorded when there are no existing resources, or when a person is ineligible or refuses to utilize existing resources.

The People

Calls by Age:



Sources of Income:



Top Cities:



The Numbers

124 Total Calls Handled

270 Total Number of Referrals

60% Number of First-Time Callers

10 Number of Homeless Calls

17 Total Web Hits

109 Number of SNAP Asks