




The Needs

TOP NEEDS:

-  Housing Assistance (216)
-  Utility Assistance (137)
-  Food Assistance (109)
-  Income Support/Public Assistance (103)
-  Individual, Family & Community Support(84)

TOP UNMET NEEDS*:

-  Homeless Shelter (17)
-  Food Pantries (14)
-  Rent Payment Assistance (11)
-  Electric Payment Assistance (7)
-  General Furniture Provision (7)

TOP REFERRAL AGENCIES:

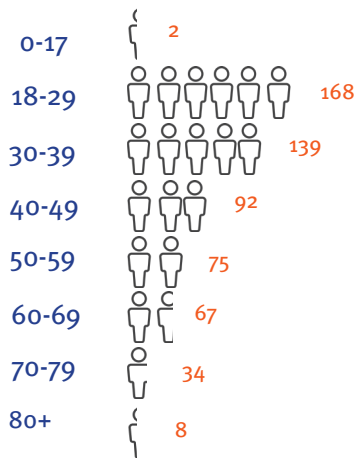
- Quiet Knight Shelter Ministries
- Brightpoint
- Indiana Housing Now
- Division of Family Resources

Total number of unmet needs*: **177**

*Unmet needs are recorded when there are no existing resources, or when a person is ineligible or refuses to utilize existing resources.

The People

Calls by Age:



Sources of Income:

- 41%** Social Security
- 32%** Employment
- 14%** None
- 11%** Other

Top Zip Codes:

-  46706
-  46738
-  46721
-  46793
-  46705

The Numbers

- 67** Number of Homeless calls
- 653** Number of Healthcare Asks
- 656** Number of SNAP Asks

- 714** Total calls handled
- 1553** Total Number of Referrals
- 53%** Number of First-time callers
- 437** Number of Web Hits