

1,912 Veterans called 2-1-1

BY COUNTY

15 Adams	27 Grant	34 Marshall	19 Whitley
708 Allen	17 Huntington	26 Noble	79 Other Counties
12 Blackford	13 Jay	546 Saint Joseph	
40 Dekalb	62 Kosciusko	33 Steuben	
186 Elkhart	13 Lagrange	20 Wabash	
3 Fulton	52 Laporte	7 Wells	

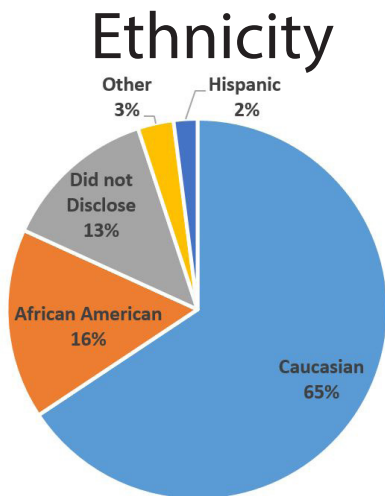


DEMOGRAPHICS

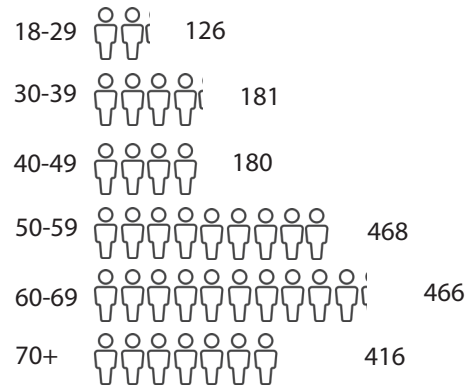
Female **42%**

Male **57%**

*Based on caller's gender.








Calls by Age








Total number of children in Households **873**

Top Needs

-  Tax Preparation Assistance (646)
-  Housing (480)
-  Utility Assistance (319)
-  Food Assistance (239)
-  Health Care (167)

Total number of
Referrals: 4,994

Top Unmet Needs

-  Tax Preparation Assistance (80)
-  Electric Payment Assistance (65)
-  Homeless Shelter (61)
-  Rent Payment Assistance (51)
-  Food Pantries (29)

Total number of
Unmet Needs: 605*

*Unmet needs are recorded when there are no existing resources, or when a person is ineligible or refuses to utilize existing resources.

Top Referred Agencies

- Volunteer Income Tax Assistance
- Military Family Assistance Center
- Rolling Thunder Indiana
- Brightpoint
- American Legion

35% of Veteran callers were Disabled

25% of Veteran callers reported being Unemployed

10% of Veterans calling 2-1-1 reported to be Homeless

6% of Veterans did not have Transportation

2-1-1 Links Veterans to nearly 8,000 Local, State and National Resources. That includes 225 that specialize in helping Hoosier Veterans.